

Woodville

Woodville Combi.05 Product Specification



Published: March 2020















Woodville Combi.05

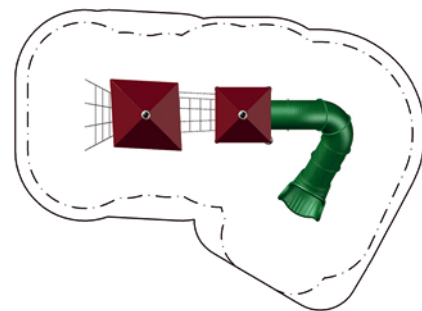
Woodville combines the natural character, warm feel and the pleasant scent of wood with the durability, stability and resilience of metal. Woodville encompasses wooden huts (shacks) resting on posts, which are characterised by a construction that appears to be crooked and random. The design evokes a feeling of an adventure playground and custom-construction. This character is emphasised by the crooked windowframes, slanted roof tiles

tilted base and the boards of varying lengths along the walls.

The Woodville Combi.05 is a combination of Shack1 and Shack2 connected via a crossing net. Curved slide, climbing rope and rope ladder as well as different heights of the platform nets ensure a multi-faceted climbing landscape.

90.224.100.5

 Product Family	Woodville
 Length x Width x Height (m) Length x Width x Height ("'-")	3,8 x 7,1 x 4,0 12-4 x 23-4 x 13-0
 Protective Surfacing Area acc. to DIN EN 1176 (m) Protective Surfacing Area acc. to ASTM/CSA (m) Protective Surfacing Area acc. to ASTM/CSA ("'-")	7,2 x 10,2 8,0 x 10,9 26-1 x 35-6
 Fall Height acc. to EN 1176 (m) Fall Height acc. to ASTM/CSA ("'-")	1,89 6-2
 Age	3
 Minimum Space required acc. to DIN EN 1176 (m²) Minimum Space required acc. to ASTM 1487 (ft²)	41,6 On request
 Number of Foundations	5
 Concrete Volume C20/C25 (m³)	5,41
 Number of skilled Installers required	3
 Installation Time without Foundation	8 hours
 Dimensions of largest Part (m)	Ø 0,133 x 3,3
 Weight of heaviest Part (kg)	100
 Shipping Volume (m³)	On request
 Total Weight (kg)	On request
 Spare Part Guarantee	Lifelong



Technical Data

The following text can also be used for tenders.

Included Products:

- Access Net
- Crossing Net
- Climbing Rope
- Rope Ladder
- Slide

Wood:

Laminated Timber is used for the wooden components.

Posts:

The steel posts with a diameter of Ø 133 mm (5 1/4") are thermally galvanized to protect against corrosion or, if desired, can be powder-coated in colour using a solvent-free epoxy/ polyester/ process.

Balls:

The Frameworx® aluminium balls with a diameter of 250 mm (9 13/16") are sandblasted and powder-coated solvent-free to protect against corrosion. In addition, they are securely closed with durable EPDM caps.

Tubes:

Frameworx® stainless steel tubes with a diameter of Ø 60,3 mm (2 3/8").

Terranos Clamps:

To connect the ropes and pipes with the steel posts, the two-piece Terranos® aluminium clamps are used. These are also sand-blasted and corrosion-protecting and solvent-free coloured powder coating.

Roof, Window and Door Openings:

Form milled HDPE plates with a wall thickness of 19 mm (3/4") and grained surface are fixed to the main frame with cast aluminium pipe clamps. All edges are rounded off.

Access-, Crossing- and Platform-Nets:

The planar nets with a rope diameter of Ø 16 mm (5/8") and a mesh size of approx. 25 cm (9 13/16") and 30 cm (11 13/16") are permanently localised at the rope crossing points by durable drop-forged aluminium balls (no plastic) and with aluminium pipe clamps attached to the scaffolding. Stainless steel chains with foundation plates hold the connection to the ground.

Rope Ladder:

Rope with a diameter of Ø 16 mm (5/8") and black rungs made of durable polyamide round material with a diameter of Ø 40 mm (1 1/2").

Climbing Rope:

Rope with a diameter of Ø 18 mm (11/16") and four climbing knots made of durable hard rubber (no plastic), which are held in position with aluminium press clamps. The attachment to the scaffolding is with aluminium pipe clamps and to the ground by stainless steel chains with Foundation plates.

Slide:

The tube slide is made of shatterproof and UV-resistant HDPE.