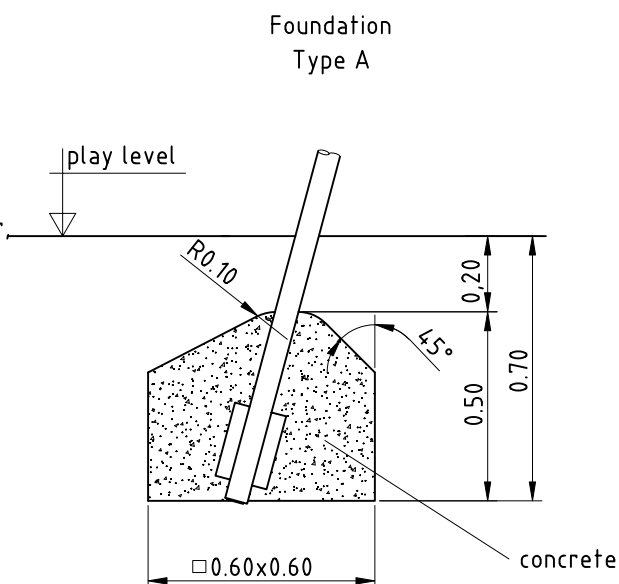
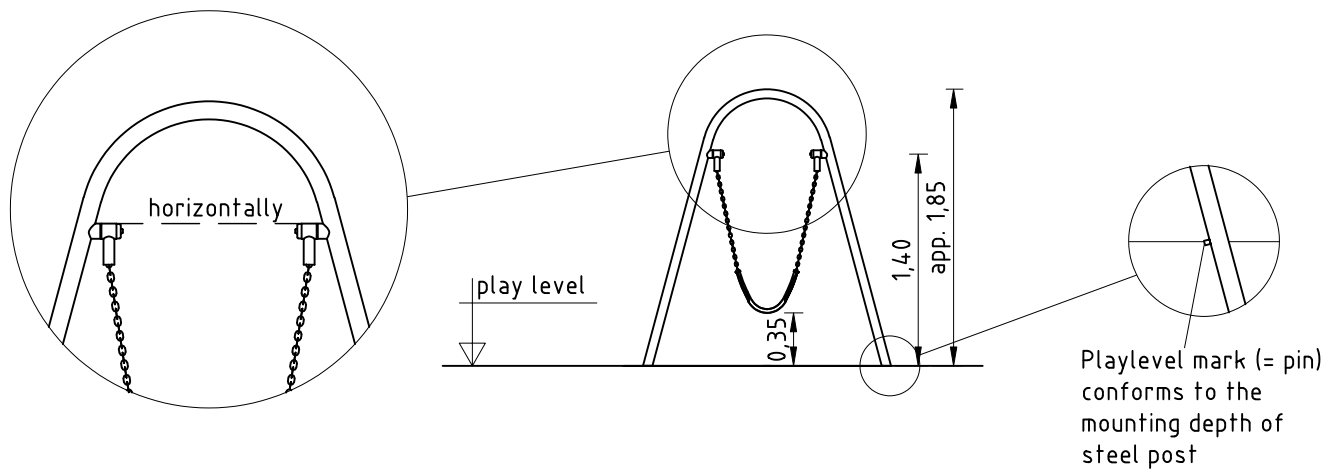


1. Assign location of equipment considering the space (falling space) requirement.
2. Excavate soil for foundations, according to drawing.
Please note: To achieve a maximum of stability and a safe installation a normal level of soil solubility is required.
3. **Attention: For installation of the pre-assembled components and/or single parts the screws have to be lubricated thinly with installation paste!**
Mount swing scaffold, put it into the holes.
Align item upright and support it if necessary.
Install swing axis and play level mark (Pin) horizontally.
4. Grout in foundations with compressed concrete C20/25, chamfer the edges and cover with a surface which shall meet the requirements for impact attenuation so that the critical height of the surfacing shall be equal to or greater than the free height of fall of the equipment (acc. to EN 1176 - 1).
5. Attach chains to chain adapter after concrete foundations have set. Unscrew cheese.head screw (M8x20) inside adapter, insert last chain link and fix with screw.
Please note that the cheese-head screw has to be tightened e.g. with allen key or catch stoutly without overwinding the screw.
If necessary, cut length of chain in order to ensure minimum ground clearance of 0.35 m.
6. Check all screw connections according to maintenance instructions after 4-5 weeks and screw down again if necessary.



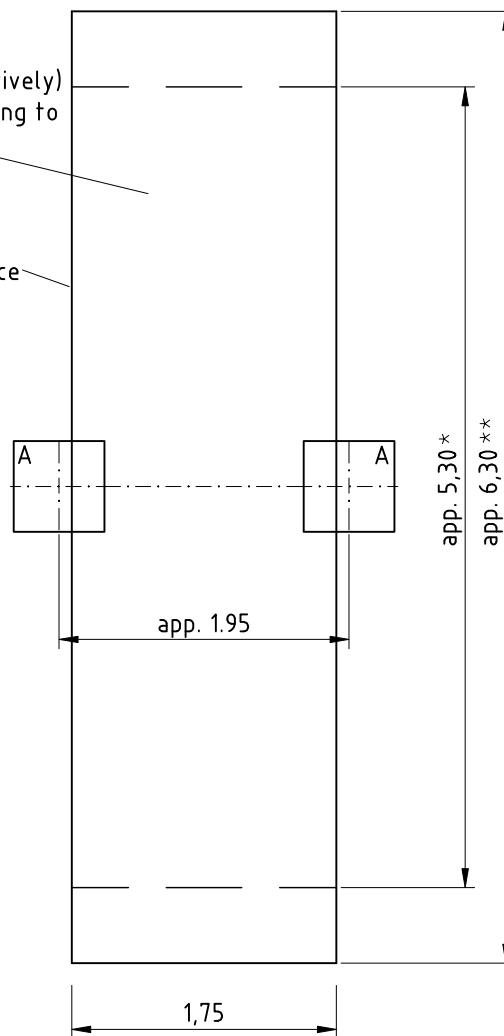
Please take care that all special tools (e.g. special Allen key for secured Allen screws etc.) and all specific documents which are or may be useful for safety management acc. to EN 1176-7 (e.g. invoice, delivery note, order acknowledgement, installation instructions, maintenance instructions) are forwarded to the responsible persons.



Impact area (approx.*9,5 m² and **11 m² respectively)
 Impact absorbing surfacing below swing, according to
 any position of swing seat in use.

Free height of fall = 0,90 m

Minimum space



*) measure in case of synthetic surfacing with impact absorbing effect
 that is level with the surrounding area (cf. EN 1176-2 4.10.2.1).

***) measure in case of natural surfacing with impact absorbing effect (cf. EN 1176-2 4.10.2.1).