

Instructions for maintenance

© 2007 Kaiser & Kühne Freizeitgeräte GmbH

Im Südlöh 5 – D-27324 Eystrup – Telephone 0049/4254/93150 – Fax 0049/4254/931524 – E-Mail info@kaiser-kuehne-play.com

We recommend, in addition to our instructions for maintenance, to consider carefully the demands of EN 1176-7

0-40224-002 K&K Post swing (2,20)











One-time maintenance



Check all screw connections; if necessary screw down again.

one-time only
approx. 4-5 weeks after installation

Recommendations about regular maintenance

	1 x weekly	2 x monthly	1 x monthly	4 x yearly	2 x yearly	1 x yearly
 Check cleanliness of play- and safety area, take out alien elements	<input type="checkbox"/>	<input type="checkbox"/>	<input checked="" type="checkbox"/>	<input type="checkbox"/>	<input type="checkbox"/>	<input type="checkbox"/>
 Check stability of vertical posts, tighten bolt-connections if necessary	<input type="checkbox"/>	<input type="checkbox"/>	<input type="checkbox"/>	<input type="checkbox"/>	<input checked="" type="checkbox"/>	<input type="checkbox"/>
 Check other component elements for wear and tight connections, tighten connections and replace defective elements if necessary	<input type="checkbox"/>	<input type="checkbox"/>	<input type="checkbox"/>	<input type="checkbox"/>	<input checked="" type="checkbox"/>	<input type="checkbox"/>
 Check bearings and/or joints for tight fixing and easy-running function	<input type="checkbox"/>	<input type="checkbox"/>	<input type="checkbox"/>	<input type="checkbox"/>	<input checked="" type="checkbox"/>	<input type="checkbox"/>
 Check chain suspensions for wear, replace if necessary	<input type="checkbox"/>	<input type="checkbox"/>	<input checked="" type="checkbox"/>	<input type="checkbox"/>	<input type="checkbox"/>	<input type="checkbox"/>
 Please pay attention that the cylinder head screw in the chain adapter has to be well screwed down with a ratchet wrench, without overwinding the hexagon socket	<input type="checkbox"/>	<input type="checkbox"/>	<input checked="" type="checkbox"/>	<input type="checkbox"/>	<input type="checkbox"/>	<input type="checkbox"/>
 Check rubber parts like seats, hoses, collars etc. for wear, replace if necessary	<input type="checkbox"/>	<input type="checkbox"/>	<input checked="" type="checkbox"/>	<input type="checkbox"/>	<input type="checkbox"/>	<input type="checkbox"/>
 Check foundation, foundation anchoring and whole construction for corrosion, repair or replace if necessary	<input type="checkbox"/>	<input type="checkbox"/>	<input type="checkbox"/>	<input type="checkbox"/>	<input type="checkbox"/>	<input checked="" type="checkbox"/>

Please note:

The mentioned maintenance intervals are a recommendation only. They have to be adjusted to the needs and circumstances of a certain playground (e.g. due to the frequency of use, social facilities and vandalism problems etc.)