

Instructions for maintenance

In addition to the manufacturer-related service instructions, we strongly advise the operator/owner to consider the corresponding prescriptions of the European Standard EN1176-7.



K&K Hill slide (2,00) with starting platform










041824701 0,20 m

One-time maintenance



Check all screw connections; retighten, if necessary. Cover screw heads with the protective screw caps furnished.

once,
approx. 4-5 weeks after installation

| Recommended regular inspection and maintenance | | once a week | twice per month | once a month | four times a year | twice a year | once a year |
|---|--|--------------------------|-------------------------------------|-------------------------------------|--------------------------|-------------------------------------|-------------------------------------|
|  | Where appropriate, clean playing sand | <input type="checkbox"/> | <input checked="" type="checkbox"/> | <input type="checkbox"/> | <input type="checkbox"/> | <input type="checkbox"/> | <input type="checkbox"/> |
|  | Check cleanliness of playing and safety area. Remove any foreign object | <input type="checkbox"/> | <input type="checkbox"/> | <input checked="" type="checkbox"/> | <input type="checkbox"/> | <input type="checkbox"/> | <input type="checkbox"/> |
|  | Check cleanliness of sliding surfaces, remove protruding parts, exchange damaged sliding course coverings | <input type="checkbox"/> | <input type="checkbox"/> | <input checked="" type="checkbox"/> | <input type="checkbox"/> | <input type="checkbox"/> | <input type="checkbox"/> |
|  | In case of drying cracks, remove splinters of wood and chamfer sharp edges | <input type="checkbox"/> | <input type="checkbox"/> | <input checked="" type="checkbox"/> | <input type="checkbox"/> | <input type="checkbox"/> | <input type="checkbox"/> |
|  | Where appropriate, check synthetic surfacing material for damages or severe wear, repair or replace, if necessary | <input type="checkbox"/> | <input type="checkbox"/> | <input checked="" type="checkbox"/> | <input type="checkbox"/> | <input type="checkbox"/> | <input type="checkbox"/> |
|  | Check tightness of stand construction: stability of (vertical) posts or supports, retighten screw connections, if necessary. | <input type="checkbox"/> | <input type="checkbox"/> | <input type="checkbox"/> | <input type="checkbox"/> | <input checked="" type="checkbox"/> | <input type="checkbox"/> |
|  | Check further structural components for wear and tightness; retighten, if necessary and replace defective parts. | <input type="checkbox"/> | <input type="checkbox"/> | <input type="checkbox"/> | <input type="checkbox"/> | <input checked="" type="checkbox"/> | <input type="checkbox"/> |
|  | Check tightness/stability of the connection between stainless steel support and laminated timber post, replace post, if necessary. | <input type="checkbox"/> | <input type="checkbox"/> | <input type="checkbox"/> | <input type="checkbox"/> | <input checked="" type="checkbox"/> | <input type="checkbox"/> |
|  | Check foundations and structural construction for corrosion or decay, repair or replace if necessary | <input type="checkbox"/> | <input type="checkbox"/> | <input type="checkbox"/> | <input type="checkbox"/> | <input type="checkbox"/> | <input checked="" type="checkbox"/> |

Please note: The above-mentioned maintenance intervals only have recommendatory character. They must necessarily be adapted to the local circumstances of each playground (frequency of use, social setting, risk and frequency of vandalism etc.).