

Spooky Rookies

SpooRoo Combi.03 Product Specification



Published: November 2019






















SpooRoo Combi.03


Spooky Rookies promote physical development. During climbing, sliding and romping in the many different playhouses, toddlers are able to test their skills.

It is possible to combine the playhouses' shape, size and colours. A stepladder, ramp or slide offer further constructive options.

The SpooRoo Combi.03 consists of a spooky house Spoo S with a ramp and a stepladder and a spooky house Spoo M with a slide connected by a suspension bridge.

90.296.003

 Product Family	Spooky Rookies
 Length x Width x Height (m)	2,3 x 6,9 x 2,2
 Length x Width x Height (ft-in)	7-6 x 22-7 x 7-2
 Protective Surfacing Area acc. to DIN EN 1176 (m)	5,4 x 10,5
 Protective Surfacing Area acc. to ASTM/CSA (m)	6,0 x 10,6
 Protective Surfacing Area acc. to ASTM/CSA (ft-in)	19-7 x 34-8
 Fall Height acc. to EN 1176 (m)	0,90
 Fall Height acc. to ASTM/CSA (ft-in)	3-0
 Age	3
 Minimum Space required acc. to DIN EN 1176 (m ²)	39,94
 Minimum Space required acc. to ASTM 1487 (ft ²)	529,26
 Number of Foundations	12
 Concrete Volume C20/C25 (m ³)	1,3
 Number of skilled Installers required	2
 Installation Time without Foundation	9 hours
 Dimensions of largest Part (m)	2,6 x 1,3 x 0,6
 Weight of heaviest Part (kg)	55
 Shipping Volume (m ³)	On request
 Total Weight (kg)	On request
 Spare Part Guarantee	Lifelong
 Certified acc. to EN 1176	Nr.: Z2 18 05 10256 275



Technical Data

The following text can also be used for tenders.

Included Products:

- 2 Haunted houses (Spoo S, Roo M)
- 1 Stepladder
- 1 Ramp
- 1 Slide
- 1 Suspension Bridge

Posts:

Steel pipes Ø 101,6 mm (4"); wall thickness 4 mm (3/16") with a round cast aluminium post top; anti-corrosion treatment and color finish: sandblasting and solvent-free epoxy-/ polyester-process; Cross tubes - stainless steel Frameworx®-tubes, Ø 48 mm (1 7/8")

Balls:

Frameworx®-aluminium ball connectors, Ø 200 mm (7 7/8"); anti-corrosion treatment and colour finish: sandblasting and solvent-free epoxy-/ polyester-process; securely closed with durable EPDM-caps

Panels:

HDPE-panel (roof and walls), thickness 19 mm (3/4"), panel connected to steel pipes (for more details, see posts) with cast aluminium panel clamps; non-skid HPL-panel (bottom and ramp), thickness 19 mm (3/4"), excepted bent sidepanels with a thickness of 10 mm (25/64")

Connections:

Number of mechanical components as less as possible; all bolts and nuts exposing permanently to the weather consist of stainless steel

Rope:

U-Rope®-round strand ropes with galvanized steel cores, Ø 16 mm (5/8") – unless otherwise noted; external strands are covered with non-abrasive UV-resistant Polyester-yarn

Ramp:

HDPE-panel (roof and walls), thickness 19 mm (3/4"), panel connected to steel pipes (for more details, see posts) with cast aluminium panel clamps; non-skid HPL-panel (bottom and ramp), thickness 19 mm (3/4")

Slide:

Rectangular stainless steel slide, narrow type width 0,46 m (1'-6 1/8"); side profile with stainless steel split tubes (smoothed and polished); access height 0,90 m (2'-11 7/16")

Stepladder:

Non-skid HPL-tiles (steps), thickness 19 mm (3/4"); curved stainless steel handrails

Suspension Bridges:

Rope Ø 16 mm (5/8"), narrow mesh size; Rope crossing points localised by durable, drop forged aluminum-ballknots (no plastic)