

# Spooky Rookies

Spoo S.01 Product Specification



Published: November 2019






















## Spoo.S01

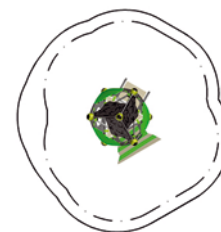
Spooky Rookies promote physical development. During climbing, sliding and romping in the many different playhouses, toddlers are able to test their skills.

It is possible to combine the playhouses' shape, size and colours. A stepladder, ramp or slide offer further constructive options.

Spooky house Spoo.S01 comes with a stepladder, ramp and a spiderweb alike window design.

## 90.295.000.1

 Product Family	<b>Spooky Rookies</b>
 Length x Width x Height (m)	<b>2,0 x 2,3 x 2,2</b>
 Length x Width x Height (ft-in)	<b>6-6 x 7-6 x 7-2</b>
 Protective Surfacing Area acc. to DIN EN 1176 (m)	<b>4,6 x 5,4</b>
 Protective Surfacing Area acc. to ASTM/CSA (m)	<b>5,7 x 6,0</b>
 Protective Surfacing Area acc. to ASTM/CSA (ft-in)	<b>18-6 x 19-7</b>
 Fall Height acc. to EN 1176 (m)	<b>0,45</b>
 Fall Height acc. to ASTM/CSA (ft-in)	<b>1-6</b>
 Age	<b>3</b>
 Minimum Space required acc. to DIN EN 1176 (m <sup>2</sup> )	<b>18,81</b>
 Minimum Space required acc. to ASTM 1487 (ft <sup>2</sup> )	<b>25,03</b>
 Number of Foundations	<b>7</b>
 Concrete Volume C20/C25 (m <sup>3</sup> )	<b>0,7</b>
 Number of skilled Installers required	<b>2</b>
 Installation Time without Foundation	<b>4 hours</b>
 Dimensions of largest Part (m)	<b>1,2 x 1,0</b>
 Weight of heaviest Part (kg)	<b>30</b>
 Shipping Volume (m <sup>3</sup> )	<b>Upon Request</b>
 Total Weight (kg)	<b>Upon Request</b>
 Spare Part Guarantee	<b>Lifelong</b>
 Certified acc. to EN 1176	<b>Nr.: Z2 18 05 10256 275</b>



### Technical Data

The following text can also be used for tenders.

#### Included Products:

- Haunted house
- Ramp
- Stepladder

#### Posts:

Steel pipes Ø 101,6 mm (4"); wall thickness 4 mm (3/16") with a round cast aluminium post top; anti-corrosion treatment and color finish: sandblasting and solvent-free epoxy-/ polyester-process; Cross tubes – stainless steel Frameworx®-tubes, Ø 48 mm (1 7/8")

#### Balls:

Frameworx®-aluminium ball connectors, Ø 200 mm (7 7/8"); anti-corrosion treatment and colour finish: sandblasting and solvent-free epoxy-/ polyester-process; securely closed with durable EPDM-caps

#### Panels:

HDPE-panel (roof and walls), thickness 19 mm (3/4"), panel connected to steel pipes (for more details, see posts) with cast aluminium panel clamps; non-skid HPL-panel (bottom and ramp), thickness 19 mm (3/4"), except bent sidepanels with a thickness of 10 mm (25/64")

#### Connections:

Number of mechanical components as less as possible; all bolts and nuts exposing permanently to the weather consist of stainless steel

#### Ramp:

HDPE-panel (roof and walls), thickness 19 mm (3/4"), panel connected to steel pipes (for more details, see posts) with cast aluminium panel clamps; non-skid HPL-panel (bottom and ramp), thickness 19 mm (3/4")

#### Slide:

Rectangular stainless steel slide, narrow type width 0,46 m (1'-6 1/8"); side profile with stainless steel split tubes (smoothed and polished); access height 0,90 m (2'-11 7/16")

#### Stepladder:

Non-skid HPL-tiles (steps), thickness 19 mm (3/4"); curved stainless steel handrails